

## GOOD NEWS CLUB AGENDA

### LIFE OF CHRIST #2 – “You Can Praise the Saviour Too!”

WEEK OF:

MAIN TRUTH: You should thank God for Jesus.

TO DO AS THE CHILDREN ARRIVE:

1. Greet the children; make them feel welcome.
2. Take attendance.
3. Listen to previous week’s memory verse.

PRE-SESSION ACTIVITY:

1. OLDER CHILD: “Angels’ Message”
2. YOUNGER CHILD: Life of Christ #2 Activity Sheet

SONG: (2 minutes)

---

PRAYER: (3 minutes)

1. Prayer song:
2. Explain the **WHEN WE PRAY IN CLUB** Chart. (See attached visual.)
3. You pray today. Ask the children to do the four things mentioned under “We get ready to pray by . . . .”

FALL CONTEST EXPLANATION: (4 minutes)

**“Feed the Elephants”** – You will need two enlarged copies of the elephants; glue each one to a paper bag. Cut out the elephant’s mouth so the peanut can go through into the bag. (See attached page.) Mark each bag with the team number or the elephant’s name, such as Dumbo and Jumbo. Each week as the children come to Good News Club, they will earn peanuts to feed their team’s elephant. (Since many children are allergic to peanuts, you could use paper peanuts. See attached page.) You can decide how many peanuts each member of the team can earn for attending, memorizing the verse, bringing a visitor, completing the Quiet Time Notebook, and answering a review question. In addition, the teacher can give or take away peanuts any time during the club for good behavior, sportsmanship, etc. - by Rita L. Lobdell.

MEMORY VERSE: (7 minutes)

**Luke 2:11** – ***“For unto you is born this day in the city of David a Saviour, which is Christ the Lord.”***  
(The underlined portion of the verse indicates what the younger children should memorize. See **“Involvement Helps for Younger Children”** for helps in teaching the verse to the younger children.)

**“Motions”** – After reading the verse from your Bible, explaining what it means, and repeating it at least two times, you may begin this activity. **“For unto you”** – Cup hand around mouth as to declare a message; **“is born this day”** – Hold arms in cradle position; **“in the city of David”** – Point with arm extended as toward Bethlehem; **“a Saviour”** – Hold index fingers in form of a cross; **“which is Christ the Lord”** – Point index finger toward Heaven.

HYMN FOR LIFE OF CHRIST #1 – #6: (2 minutes)

---

BIBLE LESSON: (20 minutes)

**LIFE OF CHRIST #2 – “You Can Praise the Saviour Too!”**

(See **“Involvement Helps for Younger Children”** for ways to involve the children in the Bible lesson.)

COUNSEL TIME:

(If you have a helper, hostess, or Teacher Junior Grade, let them do the review time while you counsel those who responded to the invitation. Otherwise, at the end of club, be sure to remind the children who responded to the invitation to stay after club for a few minutes.)

TAKE TIME TO REVIEW/QUIET TIME NOTEBOOK: (1 minute)

From the returned TTtR/Q.T.N.s, mention one or two of the children's responses to the Main Truth challenge. Hand out Take Time to Review/Quiet Time Notebook, Life of Christ #2. Ask the children to complete the booklet before the next club. Remind them that they need to show you their TTtR/Q.T. Notebook next week.

MISSIONARY TIME: (14 minutes)

1. Missions song: \_\_\_\_\_
2. Share information to introduce missions – Week #1. (See attached page.)
3. Explain Missionary Goal Chart. Set missionary offering goal for the year.
4. Story: (*In person*) ***I Dare***, Week #1 - **OR** - (*Online*) ***Doctor in the Pygmy Forest***, Week #1/2

REVIEW ACTIVITY: (7 minutes)

Use activity below or the Bible Learning Game from “**Involvement Helps for Younger Children.**”

“**Scarecrow**” – Print the attached pattern on cardstock. Cut out the scarecrows and crows. Prepare a spinner with numbers 1-6 on it. Place a scarecrow and half of the birds on one side of the flannelboard. Place the other scarecrow and the rest of the birds on the other side. Divide your class into two teams. When a child correctly answers a review question, he may spin the arrow. The number the arrow is pointing to indicates how many birds have been scared away from his scarecrow to the other team's scarecrow. Continue in the same manner until the time is up. The team with the least birds wins the game. – **By Rita L. Lobdell.**

Review questions for LIFE OF CHRIST #2:

1. **What important event were Mary and Joseph waiting for?** (The birth of Jesus)
2. **Why were Joseph and Mary going to Bethlehem?** (To be counted in the census and to pay taxes. It was the city of their ancestors. It was God's plan.)
3. **Where did Mary and Joseph stay when they arrived in Bethlehem?** (In a stable)
4. **What special thing happened that night in the stable in Bethlehem?** (Jesus was born)
5. **What did they use for Baby Jesus' bed?** (A manger, feeding trough for animals)
6. **Who came to visit the Baby Jesus on the night He was born?** (Shepherds)
7. **How did the shepherds know that Jesus had been born?** (An angel appeared and told them)
8. **What did the shepherds do after they left the stable?** (Began telling everyone the good news of Jesus' birth)
9. **When Jesus grew up, what did He do for you and me and all people?** (He died on the cross to pay for our sins and came alive again)
10. **If Jesus is your Saviour, what should be thank God for every day?** (Jesus, the Saviour)

\*COUNSEL TIME: (\*Only if you did not counsel with the children earlier.)

SEND HOME WITH THE CHILDREN:

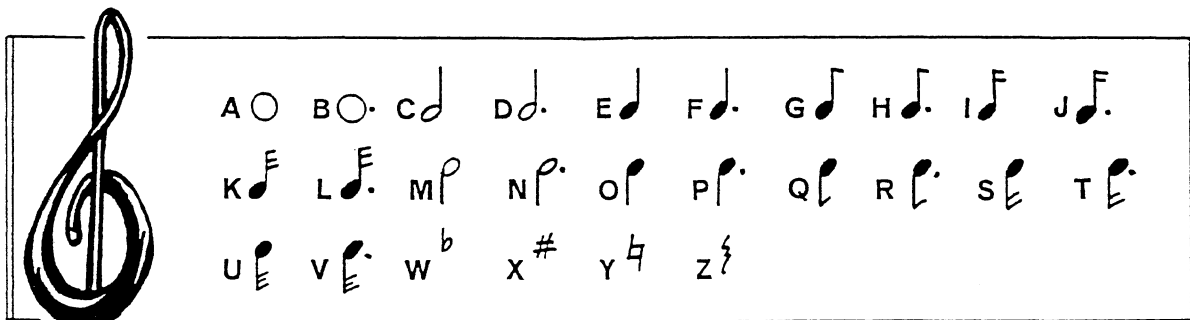
1. Pre-session papers for older and younger child
2. Memory verse token
3. Memory verse token holder
4. Take Time to Review/Quiet Time, Life of Christ #2

Name \_\_\_\_\_

PRE-SESSION, Older Child – LIFE OF CHRIST #2


# Angels' Message

What did the angels say? Use the musical notes to decode the message of praise the angels gave to the shepherds. Then turn to Luke 2:14 in the Bible to make sure your answer is correct.



A legend for musical notes corresponding to letters of the alphabet. A treble clef is on the left. The notes are arranged in three rows:

A	B	C	D	E	F	G	H	I	J
K	L	M	N	O	P	Q	R	S	T
U	V	W	X	Y	Z				



A scroll containing musical notation for decoding. The notes are arranged in four rows, each with a blank line underneath for writing the letter:

Row 1: G, A, B, C, D, E, F, G

Row 2: H, I, J, K, L, M, N, O, P, Q, R, S, T, U, V, W, X, Y, Z

Row 3: A, B, C, D, E, F, G, H, I, J, K, L, M, N, O, P, Q, R, S, T, U, V, W, X, Y, Z


Row 4: A, B, C, D, E, F, G, H, I, J, K, L, M, N, O, P, Q, R, S, T, U, V, W, X, Y, Z

Name \_\_\_\_\_

**PRE-SESSION, Younger Child – LIFE OF CHRIST #2**


**M**ary and Joseph had to go to Bethlehem. There, Jesus was born in a stable.

Find 11 animals in the picture.




**“For unto you is born this day . . . a Saviour . . .”  
Luke 2:11**





Peanut master for "Feed the Elephant Contest."



- 1. We get ready to pray by ...**
  - ... bowing our heads.**
  - ... closing our eyes.**
  - ... folding our hands.**
  - ... thinking about God.**
- 2. One person talks to God out loud.**
- 3. The rest of us show reverence for God by listening quietly while the other person is talking to God.**



## Life of Christ #2

# YOU CAN PRAISE THE SAVIOUR TOO!

### Luke 2:11

**“For unto you is born this day in the city of David a Saviour,  
which is Christ the Lord.”**

#### **Introduction:**

(Show symbols of Facebook, Instagram, Google) Who knows what these stand for? That’s right. They remind us of different places we get information. When you want to know what is happening you can open up any of these apps or websites and usually learn all about very important events or announcements. If the internet had been used back in the time when Jesus was on Earth, what do you think would have been all over Google, Facebook, and Instagram the day after His birth? God didn’t use the internet or even social media, but an angel, to make an important announcement. This announcement is our memory verse for today.

#### **Presentation:**

Read the verse together from the visual. Then read the verse from the Bible.

#### **Explanation:**

**Luke 2:11** – This is the address of the verse. It’s where it’s found in the Bible.

**“For unto you is born this day”** – God used an angel to announce that Jesus, God the Son, was born.

**“in the city of David”** – The “city of David” is Bethlehem. It’s the city where King David came from.

**“a Saviour, which is Christ the Lord.”** – Jesus is the “Saviour”. He’s the One Who was born on Earth to save us from the punishment of sin.

#### **Repetition:**

Motions

*Luke 2:11* – hold hands like holding a Bible

*For unto you* – cup hands around mouth as to declare a message

*Is born this day* – hold arms in cradle position

*In the city of David* – point with arm extended as toward Bethlehem

*A Saviour* – hold index fingers in form of a cross

*Which is Christ the Lord* – point index finger toward Heaven

# HELPS FOR YOUNGER CHILDREN

## Life of Christ #2

### Memory Verse

For younger children, teach only the underlined portion of the verse.

Luke 2:11 – “For unto you is born this day in the city of David a Saviour, which is Christ the Lord.”

### Bible Lesson Involvement Helps

#### Flashcard 1-5:

On count of 3, have children call out at one time how many people are in their family.

#### Flashcard 2-1:

Have children pack clothing and food in bags for the trip. As Joseph, tie the bundles to the donkey and help Mary to get on.

Pretending to be Joseph, have half the children knock on the inn’s door and ask, “*Do you have a room for me and my wife?*” Pretending to be the innkeeper, have the other children shake their head and reply, “*No. I’m sorry, but we’re full.*”

#### Flashcard 2-2:

Ask, “*What kind of animals would stay in a stable? On the count of 3, I want you to make the sound of an animal that you think would be in a stable. 1, 2, 3!*” Allow response.

#### Flashcard 2-3:

Have children very gently wrap Baby Jesus (holding one forearm in front, make circling motions with the opposite hand) and then lay Him in the manger. Look at Him tenderly.

#### Flashcard 2-4:

Have children stand and repeat the memory verse with you.

Have children joyously repeat, “*Glory to God in the highest!*”

Acting as shepherds, have children grab their staff and hurry in to town. You may have them stand and walk in place, or you may have them “hurry” the fingers of one hand up the back of the opposite forearm.

#### Flashcard 2-6:

As shepherds, have children tap their neighbor’s shoulder and tell them, “*The Saviour was born tonight!*”

### **Bible Learning Game** (Going to Bethlehem)

By Linda D. Ruth

In one area of the room, mark off “Bethlehem” with chairs, masking tape, or a rope lying on the floor. At the command “Walk,” the children walk anywhere in the room except in “Bethlehem.” When you call “Bethlehem,” all the children try to get into the marked off area.

Then say, “Bethlehem was very crowded. Many had to go there to pay their taxes.”

Play again using other commands such as: “Take Giant Steps,” or “Hop,” or “Take Baby Steps,” or “Crawl.”

---

# INTRODUCTION TO MISSIONS

## WEEK #1 – OFFERING GOAL

---

As the children think about missions this year, ask them, “What are some ways that you might be able to earn your own money to give for our Missionaries this year? What total offering do you think we might be able to bring in for our Missionaries?” Help me set a Mission Offering Goal for our (Good News Club, AS/IS Release Time Club, Zoom Club, etc.)

**The list below will provide you with some ideas you can share with your clubbers to help them know how they can earn their own money to give in the missionary offering. (Choose those appropriate for your clubbers.)**

1. **Pick apples or cherries for someone.**
2. **Wash cars.**
3. **Weed gardens or flower beds.**
4. **Rake leaves.**
5. **Wash windows.**
6. **Pick up trash in neighbor’s yard.**
7. **Baby sit. (Children who are too young to baby sit can entertain younger boys and girls while mothers are busy working.)**
8. **Address Christmas cards.**
9. **Clean and cut carrots and celery sticks.**
10. **Wrap Christmas presents.**
11. **Plant sit.**
12. **Polish shoes or boots.**
13. **Clean a garage.**
14. **Collect and return recyclable cans.**
15. **Shovel snow off walks and decks.**
16. **Fold laundry.**
17. **Take the neighbor’s mail and newspapers in while they are away.**
18. **Water lawns.**
19. **Make and sell cookies.**
20. **Tutor a younger child in your family or in the neighborhood.**
21. **Run errands for an older person.**

-Adapted from Shining Star Publications, used by permission.

---



## GOAL CHART POST OFFICE – WEEK #1 GENERAL MISSIONARY PRAYER REQUESTS

---

Dear God, thank You for helping our teacher give us the ideas of ways we can earn money for our missionaries.

Dear God, help us to listen so we can learn to tell others about Jesus in our neighborhood and school.

Dear God, thank You for missionaries, for their love for Jesus Who died for us, and for their willingness to share Jesus' love with others.



LOC REVIEW GAME  
Scarecrow



**You should thank  
God for Jesus.**



## FLASHCARD 2-6

- The shepherds were so excited about what they had seen that night, they didn't go back to the fields right away
- They began hurrying around Bethlehem, spreading the news
- They told everyone they met what they had seen
- "See that stable? A Baby Boy is there, just born; angels appeared to us in the field and told us He is the Saviour!"
- Everyone who heard wondered; were the shepherd's telling the truth?
- Had they really seen angels? Could that Baby actually be God's Promised One?
- Mary watched and listened; didn't say much, but thought about it all, over and over
- Finally, shepherds went back to their sheep, praising God for everything they had seen and heard
- Now you know the good news the shepherds were excited about; God has sent a Saviour!
- The Saviour, Jesus, died for you; Have you received Jesus as your Saviour from sin?

## INVITATION

**Acts 16:31** – "...*Believe on the Lord Jesus Christ, and thou shalt be saved* (from the punishment of sin)."

**S**  
**P, E**  
**L**

## BOW HEADS RESPONSE

## CHALLENGE

**G** – Go over **MT**

## YOU SHOULD THANK GOD FOR JESUS

**R** – Review PAS verse  
**2 Cor. 9:15** – "*Thanks be unto God for His unspeakable gift.*"

**O** – Overview PAS examples

**1.**  
**2.**  
**3.**

**W** – Will you do it?

## LIFE OF CHRIST #2

Luke 2:1-20

- Waiting (pause)
- It's never easy or enjoyable
- Joseph and Mary had been waiting about 9 months. What are they waiting for?

## FLASHCARD 1-5

- Joseph and Mary must have been excited as they waited for Mary's Baby to be born
- They knew this Baby would be different from any other; He was God's Son

- His name would be Jesus. He was the Promised One, the Saviour God had said He would send

- As the months passed, I'm sure their excitement to meet Him just kept growing

- One day, not long before Jesus was to be born, Joseph heard news

- The Roman Emperor, Ceasar Augustus, announced he was taking a census

- People ruled by Rome had to gather to be counted by the government

- Romans wanted to know how much each family owned, to decide how much money they had to pay in taxes

- Tax collectors would often make people pay more than they were suppose to; kept extra money for themselves.

- Cheating people like this was a sin, but they aren't the only ones

**S, PAU**  
**Romans 3:23** – "*For all have sinned, and come short of the glory of God.*"

**1.**  
**2.**  
**3.**

- Tax collectors were sinning when they cheated people

- For the census, everyone had to go back to the town their family first came from

- Joseph and Mary were from the family of King David; he was from Bethlehem, so that's where they had to go

## FLASHCARD 2-1

- Bethlehem was 70 miles from Nazareth, where they lived

- Would not have been a comfortable trip for Mary; almost ready to have her Baby

- When they finally arrived in Bethlehem, crowded with other families who had come for the taxing, too

- Joseph and Mary tried to get a room at inn, but it was completely full
- Maybe they felt alone; didn't God care about them? He did. God loved Mary and Joseph.

### G

- God loved Mary and Joseph; He was allowing this for a reason
- Years before, God said the Saviour would be born in Bethlehem; now He would be

### FLASHCARD 2-2

- Since there was no room at the inn, only place Joseph and Mary could find to stay was a stable, where animals are kept
- While they were there, the time came; Mary had her Baby right there in that stable

### FLASHCARD 2-3

- Mary wrapped her newborn in strips of cloth and laid Him in a manger; a box where the food to feed animals was put
- How amazed and joyful Joseph and Mary must have been as they looked at the little face of Jesus...
- ...And realized they were looking at the Son of God
- They must have been so thankful for Him

### MT – YOU SHOULD THANK GOD FOR JESUS

- Joseph and Mary must have been so thankful for Jesus
- Even though Jesus had just been born, this was not His beginning
- Jesus is God, and God never had a beginning; Jesus had always been alive up in Heaven
- This was the beginning of His life as both God and man here on Earth

### O

- Though Jesus always existed as God, this was the start of His life as both God and man on earth

### FLASHCARD 2-4

- Not far away from where Jesus was born, in the fields outside town, shepherds were camped out with their sheep
- Taking care of sheep was their job
- Even at night they kept watch to make sure no animal attacked or thief came to steal them
- Probably this night had been no different, but that was about to change
- Suddenly, an angel from God appeared; a light shone all around them
- The angel spoke; "Don't be afraid."

- "I'm bringing you good news of great joy, which will be for all people."

- "For unto you is born this day in the city of David a Saviour, who is Christ the Lord." (MV)

- Angel continued, "This is how you will know who He is; you will find the Baby wrapped in strips of cloth, lying in a manger."

- Suddenly a multitude of angels joined him; maybe 100's!

- They were all praising God, saying, "Glory to God in the highest, and on earth peace, good will towards men."

- God was showing people His goodness by sending a Saviour

### P, E

- 1 John 1:7b – "The blood of Jesus Christ His Son, cleanseth us from all sin."

- God sent Jesus to be the Saviour; Jesus made the way for every person to be forgiven

- Shepherds were the first to know Jesus had been born

- Suddenly the angels disappeared; shepherds must have sat still for a moment

- Then one said, "Let's get to town and see what's happened, that God has told us."

- Shepherds left their sheep and hurried to Bethlehem

### FLASHCARD 2-5

- Maybe they started peeking into stables, looking for a Baby in a manger

- Maybe they asked someone, "Was a Baby born here tonight?"

- I'm sure it wasn't long until they found the right place

- There was Joseph, Mary, and the Baby wrapped in cloth and lying in a manger, just as the angel said

- They must have quietly gathered around Him, watching

- Jesus was there to save each one of them; shepherds must have been so thankful to God

### MT, PAS – YOU SHOULD THANK GOD FOR JESUS

- 2 Cor. 9:15 – "Thanks be unto God for His unspeakable gift."

### 1.

### 2.

### 3.

- The shepherds must have been thankful for Jesus because He was the Saviour