

GOOD NEWS CLUB AGENDA

LIFE OF CHRIST #23 – “The King Lives”

WEEK OF:

MAIN TRUTH: You should go and tell others the good news about Jesus.

TO DO AS THE CHILDREN ARRIVE:

1. Greet the children; make them feel welcome.
2. Take attendance.
3. Listen to last week’s memory verse.
4. Have children put money in missions bank.

PRE-SESSION ACTIVITY:

1. OLDER CHILD: “Tell the Good News”
2. YOUNGER CHILD: Life of Christ #23 Activity Sheet

SONG: (1 minute)

PRAYER: (2 minutes)

1. Prayer song: _____
2. Ask the children to share any “Thank You Prayers” or “Please Prayers” they have.
3. Lead the children in “Thank You Prayers” and “Please Prayers.”

MEMORY VERSE: (6 minutes)

Matthew 28:6 – **“He is not here: for He is risen, as He said. Come, see the place where the Lord lay.”**
(The underlined portion of the verse indicates what the younger children should memorize.)

“Topsy-Turvy” – Begin with the visualized verse positioned as usual. The group repeats the verse. Turn the visual 1/4 turn to the right, then everyone says the verse. Turn the visual 1/4 to the right (they are upside down), then everyone repeats the verse. Continue turning the visual 1/4 turn to the right and repeating the verse.

HYMN FOR LIFE OF CHRIST #19 – #24: (2 minutes)

BIBLE LESSON: (20 minutes)

LIFE OF CHRIST #23 – “The King Lives”

(See **“Involvement Helps for Younger Children”** for ways to involve the children in the Bible lesson.)

COUNSEL TIME:

(If you have a helper, hostess, or Teacher Junior Grade, let them do the review time while you counsel those who responded to the invitation. Otherwise, at the end of club, be sure to remind the children who responded to the invitation to stay after club for a few minutes.)

LEARNING ABOUT THE BIBLE & THE NEW TESTAMENT BOOKS: (5 minutes)

Teach information for Week #21. (See attached page.)

E.O.T.O.: (4 minutes)

“**Good News! G-O-S-P-E-L**” – Explain the purpose of the Each One Tell One (E.O.T.O.) and demonstrate for the children how to use it. Let the children practice on each other several times. After practicing it, pray to the Lord, dedicating the use of this E.O.T.O. to Him. Encourage them to share at the next club any opportunity they had to share it with a friend or family member.

QUIET TIME NOTEBOOK: (1 minute)

From the returned TTtR/Q.T.N.s, mention one or two of the children’s responses to the Main Truth challenge. Hand out Take Time to Review/Quiet Time Notebook, Life of Christ #23. Ask the children to complete the booklet before the next club. Remind them that they need to show you their TTtR/Q.T. Notebook next week.

MISSIONARY TIME: (14 minutes)

1. Sing “God’s Way” while a child comes to look in the “Go and Tell” Box.
2. Share missionary information for Week #23 using the “Go and Tell” Box. (See attached pages.)
3. Pray for the missionary.
4. Show goal chart and mention the amount given so far.
5. Missions song: _____
6. Story: *Whiter Than Snow*. Review briefly. Teach the part of the story for Week #14.

REVIEW ACTIVITY: (5 minutes)

Use a review activity of your choice or the Bible Learning Game from the “**Involvement Helps for Younger Children.**”

Review questions for LIFE OF CHRIST #23:

1. **Why were soldiers placed at the tomb where Jesus’ body was buried?** (To make sure no one came to steal it and say He had risen.)
2. **What lie did the soldiers who were at the tomb tell?** (That the disciples came and stole His body out of the grave.)
3. **What did the women plan to do at Jesus’ grave?** (Put spices on His body.)
4. **What did the women find when they got there?** (The stone was rolled away. His body wasn’t there. They saw an angel.)
5. **What did the angel tell the women?** (“Don’t be afraid. He is not here. He has risen. Come see the place where the Lord lay.”)
6. **What else did the angel tell the women to do?** (“Go quickly and tell His disciples that He is risen from the dead.”)
7. **What did Peter and John see when they went to the tomb?** (The grave clothes lying in place. Jesus’ body was gone.)
8. **Who was the first person to see Jesus after He was risen from the dead?** (Mary Magdalene)
9. **When Jesus spoke to Mary Magdalene, who did she at first think He was?** (The gardener.)
10. **Where did Jesus meet with the disciples after He had risen?** (In a locked room behind closed doors.)

*COUNSEL TIME: (*Only if you did not counsel with the children earlier.)

SEND HOME WITH THE CHILDREN:

1. Pre-session papers for older and younger child
2. Memory verse token
3. E.O.T.O.: “Good News! G-O-S-P-E-L”
4. Take Time to Review/Quiet Time Notebook, Life of Christ #23

PRE-SESSION, Older Child – LIFE OF CHRIST #23

Tell the Good News

There's good news and bad news. First, the bad news: everyone sins and that makes us unable to live with God. Now for the good news: God takes our sins away so we can live with Him if we have faith that Jesus died for our sins and was resurrected. Those of us who are forgiven are very thankful to God. Think how glad other people will be when they know that Jesus loves them and will forgive them! He says people are like grain (such as wheat) that is ripe and ready to be harvested (gathered). We should help bring these people to Jesus. We should also pray for God to send more workers to help with the harvest.

Using the words at the bottom of this newspaper, fill in the blanks to complete the Bad News and Good News.

BAD NEWS:

_____ of us deserve to _____ with God because we have all _____.

GOOD NEWS:

If we have _____ in _____, our _____ are _____ and we will live with God.

Word Bank:



sinned, Jesus, None, sins, forgiven, live, faith

Name _____

PRE-SESSION, Younger Child – LIFE OF CHRIST #23

Two Marys went to Jesus' tomb.

Trace their paths.



“He is not here: for He is risen, as He said. . . .”

Matthew 28:6

Life of Christ #23

THE KING LIVES

Matthew 28:6

“He is not here: for He is risen, as He said. Come, see the place where the Lord lay.”

Introduction:

Have you ever gotten home after school expecting to find your mom or gram or babysitter but that person wasn't there? Then you remembered that they had told you they had an appointment, and you were supposed to go next door and wait at your neighbor's house until they got back. Sometimes it is easy to forget something someone tells us and then we get all worried. Our memory verse today talks about something like that.

Presentation:

Read the verse together from the visual. Then read the verse from the Bible.

Explanation:

Matthew 28:6 – This is the address of the verse. It's where it's found in the Bible.

“He is not here:” – An angel made this surprising announcement to some women who had come looking for Jesus' body in the tomb where He had been buried.

“for He is risen, as He said.” – Jesus was no longer in the tomb. He had come back to life, just as He said He would. If only they had remembered that He told them He would come back to life again!

“Come, see the place where the Lord lay.” – The women didn't have to just believe the angel's words. They could look and see for themselves that Jesus was no longer buried in the tomb.

Repetition:

Topsy-Turvy

Begin with the visualized verse positioned as usual. The group repeats the verse. Turn the visual 1/4 turn to the right, then everyone says the verse. Turn the visual 1/4 to the right (they are upside down), then everyone repeats the verse. Continue turning the visual 1/4 turn to the right and repeating the verse.

HELPS FOR YOUNGER CHILDREN

Life of Christ #23

Memory Verse

For younger children, teach only the underlined portion of the verse.

Matthew 28:6— “He is not here: for He is risen, as He said. Come, see the place where the Lord lay..”

Bible Lesson Involvement Helps

Flashcard 5-1:

Have the children act as the soldiers. They should act afraid, trembling and stuttering, as they run to the city and say, *“You won’t believe what happened!”*

Flashcard 5-2:

Have children show you a sad expression.

Flashcard 5-3:

Have children turn to the person sitting next to them and repeat the memory verse together.

Have everyone sing to the tune of “Deep and Wide”: *“You and me, You and me, Jesus came alive again for you and me. You and me, You and me, Jesus came alive again for you and me.”*

What did the angel tell the women to do? *(Go and tell the disciples that Jesus is risen.)*

Flashcard 5-6:

Have the children show you an expression of how they might have looked if they were there when Jesus appeared through the locked doors. *(surprised, afraid, excited)*

Bible Learning Game (Run and Tell)

By Linda D. Ruth

Stand or sit in a circle. Choose one child to represent Mary leaving the tomb. “Mary” moves around outside of circle. All sing to “Mulberry Bush” tune:

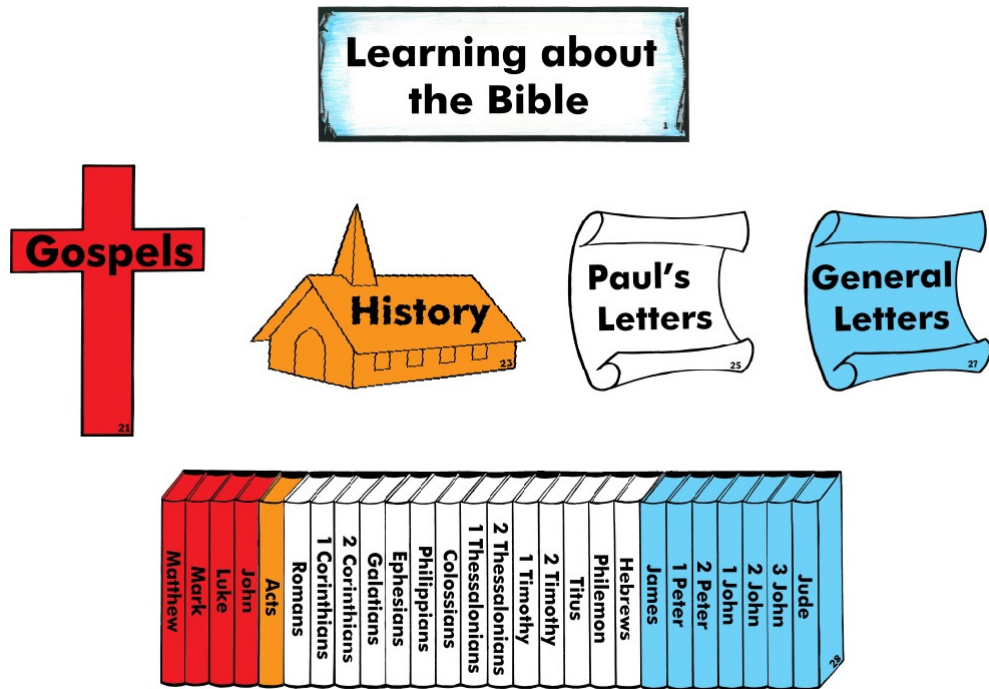
*“(Child’s name) is running to tell the disciples,
Tell the disciples, Tell the disciples.
(Child’s name) is running to tell the disciples,
To tell them the good news.”*

Ask “Mary,” *“What was the news?”* “Mary” answers, *“Jesus is alive!”*

Say to the group, *“You too can go and tell others the good news about Jesus.”* Choose another child to become “Mary.” Repeat several times.

LEARNING ABOUT THE BIBLE & THE NEW TESTAMENT BOOKS

WEEK #21



(Place figure #1.) Who can tell me the names the Gospels? *(Place figures #21 and #22.)* What is the name of the book of History? *(Place figures #23 and #24.)* Who can say all 14 books of Paul's Letters? *(Place figures #25 and #26.)* What is the name of the next group of books in the New Testament? *(General Letters.)* How many books are in the group called General Letters? *(Seven.)* *(Place figure #27.)* How many men wrote these books? *(Four.)* James, Peter, John, and Jude are their names. Who can say the names of the seven letters, or books, they wrote? *(Place figure #28.)* *(Practice several times saying the names of the four Gospels, the book of History, the 14 of Paul's Letters, and the seven General Letters.)*

INFORMATION ABOUT THE SNAVELYS

GO & TELL BOX – WEEK #23

NAMES and ADDRESS:

Mr. & Mrs. Mike Snavely
423 Orchard Circle
Lebanon, PA 17046
Email: missionimperative.org

BIRTHDAYS:

Mike - February 6
Carrie - July 26

Suggested item to put in the “Go and Tell” Box – a picture of the Grand Canyon.

What do you think a picture of the Grand Canyon has to do with *going and telling*? (Let the children share their ideas.)



INFORMATION:

Our missionaries, **Mr. Mike and Mrs. Carrie**, have the privilege of sharing with people the exciting facts about creation. (*Show their picture.*) Mr. Mike especially likes to share with others about how God created the world and how things we see in our world today were formed.

This picture of the Grand Canyon in Arizona is just one example of how Mr. Mike shares with others in his seminars and meetings about creation. While some scholars say that the Grand Canyon was formed over millions and millions of years of erosion, Mr. Mike shares about the catastrophic (that just a big world meaning “MAJOR”) event that God talks about in Genesis. In Genesis we read about the world-wide flood that happened in the days of Noah and his family. Mr. Mike shares about how this whole canyon could have been made with all the water draining from the massive flood and how the canyon was formed. The Grand Canyon is a beautiful place to visit.

When Mr. Mike shares about the truths of the Bible, he teaches that God’s Word can be trusted and that it is true. One of the seminars that Mr. Mike and Mrs. Carrie offer is, “How did the Grand Canyon form.” The new “Ranger Mike” video series has one that is all about the Grand Canyon too. Mr. Mike believes and teaches that the Grand Canyon did not take millions and millions of years to be formed. He is excited to share this with boys, girls, and adults that attend his seminars and through the Ranger Mike video series.

GOAL CHART POST OFFICE – WEEK #23

MISSIONARY PRAYER REQUESTS

Dear God, thank You for Mr. Mike and Mrs. Carrie and how they are able to share about creation with others.

Dear God, please help Mr. Mike and Mrs. Carrie as they teach truths from Your Word about the Grand Canyon.

Dear God, please protect Mr. Mike and Mrs. Carrie and keep them healthy and safe so they can continue serve You.

**You should go and
tell others the good
news about Jesus.**



- Mary went and told the good news to the disciples. She wanted others to know He was alive.

- The other women who heard the message from the angel also made the good news known.

- Were there still some who needed to believe the good news that Jesus was alive?

FLASHCARD 5-6

- Yes! That evening, the disciples were in a room behind locked doors.

- Suddenly, Jesus was standing there in that room!

- Jesus, "Peace to you."

- At first, they were terribly frightened.

- Jesus, "Why are you troubled? Behold My hands and My feet." Jesus showed them the nail wounds in His hands and feet.

- Now the disciples knew for sure that Jesus was truly alive.

- To prove it further, Jesus asked, "Do you have anything to eat?"

- Jesus ate fish they gave Him. It proved it was Jesus in a real body.

- Jesus, "It was necessary for Me to suffer and to rise (come alive again) from the dead on the 3rd day ... you are witnesses of these things."

- Jesus sent them out to tell the good news- that the Lord Jesus is the Saviour for your sins!

- Disciples were filled with great joy, wanted to tell everyone about the risen Saviour!

- I want you to know that Jesus can be your Saviour too!

INVITATION

Romans 10:13 – "For whosoever shall call upon the name of the Lord shall be saved."

**S
P, E
L**

**BOW HEADS
RESPONSE**

CHALLENGE

G – Go over MT

**YOU SHOULD GO AND TELL
OTHERS THE GOOD NEWS
ABOUT JESUS**

R – Review PAS verse

**Mark 16:15 – "...Go ye into all
the world, and preach the gospel
to every creature."**

O – Overview PAS examples

1.

2.

3.

W – Will you do it?

LIFE OF CHRIST #23

Matt. 28:1-15; Mark 16:1-14;

Luke 23:56-24:12; John 20:1-21

- Sammy and his sister Lucy told very sad news. Grandma was in hospital. Dad was at hospital with her and they didn't see him for a few days.

- Dad finally came home with good news. Grandma was better, coming home, and they could visit her!

- Sam and Lucy were excited about the good news Dad told them.

- We learn about good news in our lesson today and who was excited about it.

FLASHCARD 4-6

- Last week we had some sad news. Jesus' followers were sad because He had died and was buried in the tomb.

**P
Romans 5:8 – "But God
commendeth His love toward us,
in that, while we were yet
sinners, Christ died for us."**

- It was a sad day for Jesus' followers as they watched Him die and saw His body placed in the tomb. It all seemed so final.

- Because Jewish leaders demanded it, a guard of soldiers was placed in front of that tomb.

- They were guarding a dead Man's grave.

- They just had to make sure His disciples didn't come and take the body of Jesus.

- It was God Who was really in charge of that tomb. Those strong soldiers had no power to keep the grave undisturbed.

FLASHCARD 5-1

- When soldiers saw an angel at the tomb, they were so frightened they became like dead men.

- When they were able to get up, they ran back to the city to report to the Jewish leaders what had happened.

- Jews warned, "Don't tell anyone." They brought out money. "Take this. Just don't tell anyone what you know. Say you fell asleep and His disciples stole His body."

- The promise of money made it easy for the soldiers to lie. Lying was wrong, but they did it anyway.

- They are not the only ones who do wrong.

**S, PAU
Romans 3:10 – "...There is none
righteous, no, not one."**

1.

2.

3.

- Soldiers told lie around city, but it couldn't cover up the truth!

- When Jesus was buried, some women, friends of His, were there.
- The next day was Sabbath, so they couldn't go to the tomb then, but when Sabbath was over, they prepared to go back to the tomb.

FLASHCARD 5-2

- Early Sunday morning, these women were on their way to the tomb. It was still dark.
- It seems Mary Magdalene led the way, but there were others: another Mary, Salome, Joanna. These women must have still felt sad that Jesus was dead.

- Women, "How will we get to His body? Who will roll the stone away for us?"

- When they came within sight of the tomb, they saw it was open. The stone was rolled back!

- Mary Magdalene hurried to look inside.

- Mary Magdalene, "He's gone! He is not there!"

- She hurried to find Peter and John to see if they might know anything about it.

- When she found Peter and John, she called, "They have taken the Lord out of the grave. We don't know where they laid Him."

- They immediately started for the tomb. Mary followed behind.

- Had Mary waited with the other women, she would have learned something else. The other women saw an angel.

FLASHCARD 5-3

- Angel, "Don't be afraid. I know you are looking for Jesus Who was crucified. He is not here! He is risen! Come see the place where He was lying."

- The women listened to the angel and moved to the entrance of the tomb for a closer look.

- God knew how sad these women were. He loved them and sent an angel to bring them comforting words.

G

- God loved these women and didn't want them to be sad, so He sent an angel to explain that Jesus was alive.

E

- Do you believe that? The women believed!

- Angel commanded, "Go quickly and tell His disciples that He is risen from the dead."

- These women were sent out to tell the good news.

MT – YOU SHOULD GO AND TELL OTHERS THE GOOD NEWS ABOUT JESUS

- They ran to tell the good news. It was so wonderful that they were almost too afraid to believe it!

FLASHCARD 5-4

- In the meantime, Peter and John were on their way to the tomb.

- John arrived first. He stopped at the entrance. Peter ran past him into the tomb. Then John followed.

- They saw the strangest thing. The linen cloths in which Joseph and Nicodemus had wrapped Jesus' body were there. They were in the shape of His body, but they were empty. The cloth over His face was separate from the others.

- In some way, the body had been moved out of the linen cloths without being disturbed. It was a miracle! Something only God could do.

- After seeing these things, Peter and John returned home. Could it be that Jesus was alive?

- Mary Magdalene was now back at the tomb, still weeping.

- She looked inside the tomb and saw two angels.

- Angels, "Woman, why are you weeping?"

- Mary, "They have taken my Lord away, and I don't know where they have laid Him."

- As she turned around, she saw Someone behind her.

FLASHCARD 5-5

-He asked, "Why are you weeping? Who are you looking for?"

- Mary thought He was gardener.

- Mary, "Sir, if you have taken Him away, please tell me where He is."

- The Man said, "Mary!" Immediately, Mary knew it was Jesus.

O

- Mary knew Jesus was the Son of God, but she didn't recognize Him until she heard Him say her name.

- Mary cried, "Rabboni (which is to say, Teacher)!"

- Mary Magdalene was the first person to see Jesus after He had risen from the dead.

- Jesus, "Go to My disciples, tell them I am going to My Father."

- He wanted Mary to tell others the good news that He was alive.

MT, PAS – YOU SHOULD GO AND TELL OTHERS THE GOOD NEWS ABOUT JESUS

Mark 16:15 – "...Go ye into all the world, and preach the gospel to every creature."

1.

2.

3.